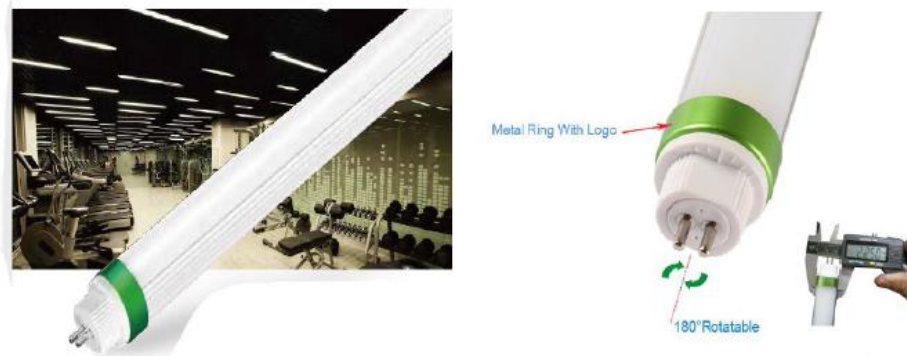


## BIGLED TUBE T5

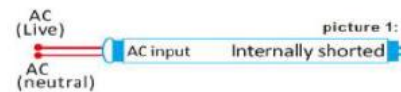


### Technical Specifications

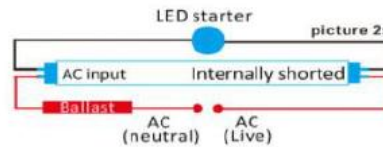
Model Code	0636/04033
Wattage	30W
Lumens	4652Lm
Efficiency	160Lm/W
CRI (Ra)	>80 Ra
CCT	4000K ±5%
Beam Angle	140 Degree
Working Voltage	100 – 240V AC – 50Hz
IP Rating	IP20
Lifetime	>50.000h
Power Factor	>0.95
Working Temperature	-20°C - +48°C
Base	G5 rotatable 180°
Energy Class	A++
Material	Plastic
Dimensions	Φ22mmX1448mm
Warranty	5 years
Installation	One Side end power and another end short
Certificates	CE (EMC / LVD) ROHS



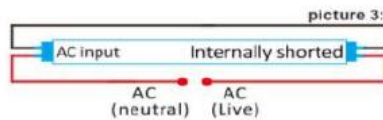
Installation Diagram



**WARNING!:** Do not connect mains to "internally shorted" end! follow picture 1.



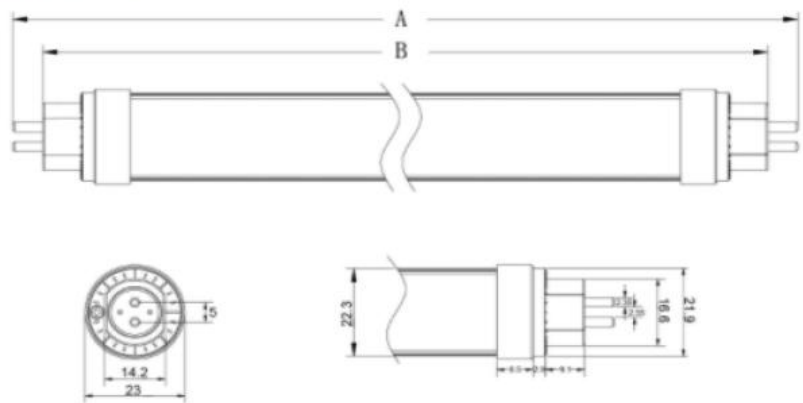
**Magnetic ballast retrofit:** remove starter and replace with a LED starter, follow picture 2.



**Electronic ballast:** remove ballast from the circuit. **WARNING!** Only a trained electrician can do this modification! follow picture 3.

**WARNING :** To be installed only by professionally trained staff

Drawing of Product



A	1462mm
B	1448mm